


SILICONE HEATERS AND HEATING FOILS



2013-05

Fullchance Silicone Heater

TECHNOLOGY

Based on more than 30 years of experience, Fullchance stands for reliable products and intelligent innovations in industrial heat engineering. We believe that we offer the most comprehensive range of products available today in the field of customized, ready-to-fit surface heating systems.

Silicone heaters and heating foils from Fullchance are employed in all sectors of industry, in laboratories and technical facilities. For example, suitable for heating: containers, funnels, tops of bunkers or bins, drums and barrels, bottles, tables, antennas, mirrors and reflectors, switch cabinets, machine elements, electronic devices, metering cabinets, heating baths, medical equipment, etc. They are highly esteemed for their reliability, often operating 24/7 for many years and under tough conditions.

Fullchance's silicone heaters and heating foils enable heating across the entire surface. This is one of the great advantages because the heat is evenly distributed and the danger of local overheating is reduced. The small mass of the surface heating systems permits fast heating up, while post-heating is minimized. Our broad range of controllers offers an excellent choice, including devices suitable for complex thermal problems. The heating systems are supplied ready-to-fit and can therefore be quickly and easily installed.



EXAMPLES FOR CLASSIFICATION SILICONE HEATERS AND HEATING FOILS

W	O	S																								
	X	1	0	7	6	-	2	3	0	X	P	3	5	0	-	1	2	9	6	A	0	0	1			
W	O	F																								
Type	Special number						Nominal voltage (Volt)	Sensor	Width or Ø (mm)			Length (mm)				Options										

WOS = Silicone heaters
WOF = Heating foils

SERVICE

Service is a very important complement to our product portfolio. Fullchance not only supplies reliable individual products, but also complete solutions from a single source. We act as a service provider and development partner for our customers. A flexible and creative approach enables us – in cooperation with you – to find the right solution, even in tricky cases.

As a system supplier for high-quality OEM plants and equipment, we are fully familiar with the requirements in practice and the relevant operating conditions. It is often just certain small details that will make the difference when looking for a perfect technical solution in daily operation.

Make use of our know-how to your benefit!

In addition to the options described here, all the products in our catalogue can be individually adapted for your projects. If desired, you can therefore obtain a customized solution that precisely meets the requirements of your particular application. This is not only technically more elegant, but usually also more economic in the long run. **Do not hesitate to consult our specialists; we'll be happy to advise you!**

QUALITY

Fullchance's technical experience and high quality standard are reflected in all the company's products and give the user the assurance that he is employing tested and proven products for his applications. All our heating systems are designed to ensure even distribution of the heating power with optimum surface coverage. As a result, the heat is transferred to the object to be heated as directly and carefully as possible.

We only use tried and tested, high-grade materials and components and do not make any compromises when it comes to the selection and cooperation with our suppliers. Our customers are thus offered reliable products with a long lifetime.

Fullchance products are routine tested without exception. The procedure involves two documented tests during production and a final test during which the surface heating system is once more subjected to strict quality inspection. This triple testing achieves a very high level of quality assurance and reliability. In the course of the product's service life, these high quality and safety standards prove to be well worthwhile.



Fullchance Silicone Heater

SILICONE HEATERS

Short description

Our silicone heaters consist of heat conductor tracks – made of wire, stranded wire or etched foil – which are embedded between two strong, moisture- and temperature-resistant silicone layers with glass fabric reinforcement. The entire appliance is vulcanized to form a homogeneous entity.

Areas of application and use

In all sectors of industry as well as in research, wherever the operator needs fast handling and simple installation. The heaters are used for:

- Temperature maintenance
- Heating up

Advantages

- Systematic and even heat distribution
- Flexibility
- High mechanical strength thanks to glass fabric reinforcement
- Short heating-up period
- Moisture resistant
- Easy, uncomplicated installation and mounting

- Ready for connection
- Unrestricted choice of flat shapes
- Any type of perforation, as required
- Easy-to-clean surface

Options


- Integration of temperature sensors
- Self-adhesive surface
- Choice of connection systems
- Reinforced insulation
- Integration of protective conductor

In the temperature range up to 200 °C, the structure of silicone heaters offers a number of mechanical, electrical and thermic advantages compared to heating mats comprising sewn-on heat conductors. The smooth silicone surface allows a good contact with the heated object, even on curved geometries, and is very easy to clean. The close heat conductor routing enables a high heat output as well as fast heating up and reaction times. Shape, performance profile and number of heating zones can be optimized for specific applications. Silicone heaters retain their flexibility, even with temperatures down to -40 °C.

Types of production


Etching technique

The heat conductor tracks are etched out of a homogeneous metal layer. Only economically viable for larger batch sizes.



Winding technique

This involves hand-winding of thin resistance wires. Used for small batch sizes.



Contour and designs

Flat or round vulcanized



Rectangular / round / irregular



With / without perforations



For small batch sizes, simple geometries can be produced manually, whereas tools will be necessary for complex geometries and larger batch sizes (additional tool costs, drawing required).

Fullchance Silicone Heater

Surface Temperatures

Surface temperatures

The surface temperature must not exceed 180 °C or 200 °C, as applicable, during continuous operation. The required temperature is maintained by a suitable temperature control system, but it can also be limited by selecting an appropriate wattage. However, a number of other factors need to be taken into account too.

The accompanying table offers a rough guideline with regard to temperatures resulting from a specific heating power in W/cm². These temperatures occur without temperature control and with only slight heat dissipation due entirely to radiant heat.

The listed surface temperatures were measured under the following conditions:


- Silicone heating element vulcanized on aluminium plate
- Horizontal position
- Temperature measurement at the top of the plate
- Ambient temperature 20 °C
- No air movement
- Heating period 20 minutes

In case of higher heat output per unit area, the temperatures may be significantly higher. This can destroy the heater if the heat dissipation is insufficient.

Heating power in W/cm ²	Surface temperature in °C
0,10	70
0,15	90
0,20	105
0,25	121
0,30	135
0,35	150
0,40	164
0,45	176
0,50	188
0,55	200

Material

N-Material: silicone-coated glass fabric
Maximum temperature: 180 °C
Thickness: 1,1 mm standard; optional 0,8 / 1,5 mm




P-Material: silicone-coated glass fabric with textile structure
Maximum temperature: 200 °C
Thickness: 1,5 mm




R-Material: silicone-coated glass fabric;
Maximum temperature: 180 °C
Thickness: 1,0 mm to 1,5 mm

Approved to **BS6853 : 1999**



U-Material: silicone-coated glass fabric with UL approval
Maximum temperature: 180 °C
Thickness: 1,1 mm



Mounting options

Type K: Velcro fastening (T_{max} = 80 °C)
 For detachable, fast and uncomplicated mounting



Type A: Self-adhesive foil (T_{max} = 180 °C)
 For permanent fixing, not intended for removal



Type S: Hooks and tension springs (T_{max} = 200 °C)
 For detachable, yet firm fastening



Type E: Eyelets (T_{max} = 200 °C)
 For detachable, yet firm tying – with temperature resistant cord




Fullchance Silicone Heater

Control

Thermal switch

To prevent excess temperature (not suitable for precise temperature control)



Sensor pocket

To fit a sensor for electronic control



Connection

Silicone cable

Two-core or multi-core; with or without protective conductor terminal (where a protective conductor is incorporated in the cable, it is designed to earth the heated object); IP 64 possible.




Leads

Cross-section and length depending on application (for protected installation and extra-low voltage)



Insulating foam


Material: Silicone foam, closed-cell; **standard type**, red. Also available in grey.
Maximum temperature: 200 °C
Thickness: 8 mm




Material: silicone foam, closed-cell, white
Maximum temperature: : 200 °C
Thickness: 5 mm



Material: silicone foam, closed-cell, grey
Maximum temperature: : 200 °C
Thickness: 8 mm



Material: silicone foam, closed-cell, blue
Maximum temperature: 200 °C
Thickness: 12 mm



Other thicknesses available on request.

Fullchance Silicone Heater

HEATING FOILS

Short description

Our heating foils consist of a thin heat-conductor layer etched along specific routes and embedded between two strong, moisture- and temperature-resistant insulating foils. More elaborate designs can be optimized for specific applications.

Areas of application and use

In all sectors of industry as well as in research, wherever the user requires very precise heat distribution and simple installation.

- Temperature maintenance
- Heating up

Advantages

- Systematic and even heat distribution
- Flexibility
- Extremely thin
- Small mass
- Short heating-up period
- Moisture resistant
- Easy, uncomplicated installation and mounting
- Ready for connection
- Unrestricted choice of flat shapes
- Any type of perforation, as required
- Easy-to-clean surface

Options

- Fitting of temperature sensors
- Self-adhesive surface
- Choice of connection systems

A flexible solution – Heating foils have various clear advantages making them an ideal solution where conventional heating installations would be technically impossible or too expensive. They are of course equally suitable for many standard heating tasks.

Customized design – The optimum foil heater for your requirements is calculated using specially developed computer programs. Heat distribution and surface load are adapted to the specific application.

Etching – Our etching and test facilities are of a high technical standard and ensure reliable quality.

Processing – The foil layers are bonded together homogeneously during constant temperature and pressure cycles. Subsequently, they are die-cut to the precise shape desired.

Due to their specific structure, heating foils possess a number of fundamental mechanical, electrical and thermic advantages compared with conventional heating systems: The minimal thickness results in a correspondingly low weight and modest space requirements; it also enables a snug fit, even on curved surfaces. The small mass permits fast changes in temperature and thus offers good control qualities. The plane geometry of the heat conductor ensures an even transfer of heat and fast heating-up with low surface loads. This considerably prolongs the lifetime of the heating element. Furthermore, the arrangement of the heat conductor allows high power concentrations over a relatively small area. Shape, performance profile and number of heating zones can be optimized for specific applications. Standardized manufacturing processes ensure an even and reproducible quality with minimal tolerances. We select high-quality base materials, perfectly adapted to the relevant field of application and temperature range.

We offer short delivery times and flexibility, even for special systems. Series production results in favourable unit prices and this is also valid for smaller quantities.


Technical data

Structure:

Carrier layer: Polyimide (Kapton®) 50 µm
 Heating resistor: CuNi 44 (Isotan®) 50 µm or 20 µm
 Covering layer: Polyimide (Kapton®) 50 µm
 Adhesive layer: 3M type 467 MP 50 µm

Temperature resistance:

Up to approx. 150 °C continuous temperature in the case of adhesive foil mounting
 Up to approx. 180 °C continuous temperature in the case of non adhesive foil
 Up to approx. 200 °C continuous temperature in the case of additional mechanical mounting




Foil material: Polyimide (Kapton®), polyester, and others	Insulation test: Proof voltage, depending on application
Heat conductor material: metallic conductive materials, e.g. nickel alloys, copper, etc.	Protection standard: IP 64 where required
Foil thickness: From 0.2 mm to several mm depending on application	Foil size: Ranging from a few cm ² to large-format heaters; max. width 500 mm
Min. bending radius: Depending on thickness and type of material employed, min. 1 mm (static)	Connection system: Soldering, crimping, large contact area, etc.
Temperature range: Up to 200 °C (higher temperatures on request)	Connecting lead: Stranded wire, wire; bare or insulated with PTFE, silicone, PVC, etc.
Nominal voltage: Variable, from extra-low voltage to 500 V	Mounting options: Self-adhesive foil, glue, shrink film, mechanical pressing
Nominal power: From low surface load to 2 W/cm ² , depending on heat dissipation	Temperature control: By controller and thermal cut-out

Our heating foils are customized from design to manufacture. Please contact us for further details.

! Special care must be taken in the case of operation under reduced pressure. Small air pockets may result in larger areas becoming detached, and this will then produce overheating. Please contact us for advice regarding operation under vacuum conditions

Fullchance Silicone Heater

Experiment sheet for heating foils WOF 50060



Foil material: Polyimide (Kapton®), Temperature range: Up to 150 °C

Our experiment sheet, size DIN A4, comprises nine heating circuits of different dimensions. The individual foils may be used for experimental setups, non-standard applications or similar situations where a customized system would not be economic in view of the small number required.

The pattern can be cut out with scissors or a sharp knife. Care must be taken to ensure that there is still an edge of approximately 1.5 – 2 mm around the active heating area. The cut must on no account interfere with the conductor track. Cutting additional perforations into the patterns of the experiment sheet is not possible for functional reasons.

The various heating elements are designed to produce a specific power of approx. 0.4 W/cm² when operated at an extra-low voltage of 24 V (type E = 12 V). Where objects with small mass need to be heated, it may be appropriate to operate at a lower voltage. Higher operating voltages are possible for heating larger objects made of materials with good heat-conducting properties.

The suitable supply voltage for a given application must be determined by the operator.

For contacting, leads have to be soldered to the designated soldering areas. Depending on the installation conditions (danger of short-circuiting!), electrical insulation of the soldering area may be required (e.g. using adhesive tape).

The heating elements are provided with adhesive foil designed to resist continuous temperatures **up to approx. 150 °C**. Therefore, they can simply be stuck onto the area to be heated. Just pull off the foil protecting the adhesive layer and press the heating element onto the object (avoid air pockets!).

Technical data of the individual elements

Type A	Dimensions: ~ Ø 90 mm el. resistance: ~ 29 Ohms Power at 24 V: ~ 14 W	Type D	Dimensions: ~ 60 x 60 mm el. resistance: ~ 34 Ohms Power at 24 V: ~ 17 W	Type G	Dimensions: ~ 130 x 60 mm el. resistance: ~ 18 Ohms Power at 24 V: ~ 32 W
Type B	Dimensions: ~ 100 x 40 mm el. resistance: ~ 41 Ohms Power at 24 V: ~ 14 W	Type E	Dimensions: ~ Ø 40 mm el. resistance: ~ 24 Ohms Power at 12 V: ~ 6 W	Type H	Dimensions: ~ 280 x 24 mm el. resistance: ~ 15 Ohms Power at 24 V: ~ 38 W
Type C	Dimensions: ~ Ø 70 mm el. resistance: ~ 34 Ohms Power at 24 V: ~ 17 W	Type F	Dimensions: ~ 90 x 60 mm el. resistance: ~ 30 Ohms Power at 24 V: ~ 19 W	Type J	Dimensions: ~ 280 x 40 mm el. resistance: ~ 12 Ohms Power at 24 V: ~ 48 W

If you would like further information or if you have any questions regarding the types of application, our specialists will always be pleased to help you.

Fullchance (shenzhen) silicone heater co.,Ltd

Add:Floor 3. H building,3rd industrial zone,xinwei.dalang steet,longhua town,,shenzhen china 518109

Office tel:+86-755-27749405 office fax:+86-755-28145843 ,Mobile phone:+86-18927423879

Website:www.silicone-heater.com

Email:sales@fullchance.com,export@fullchance.com

Msn ID:fullchance-anna@hotmail.com

Sky ID:fullchance-anna